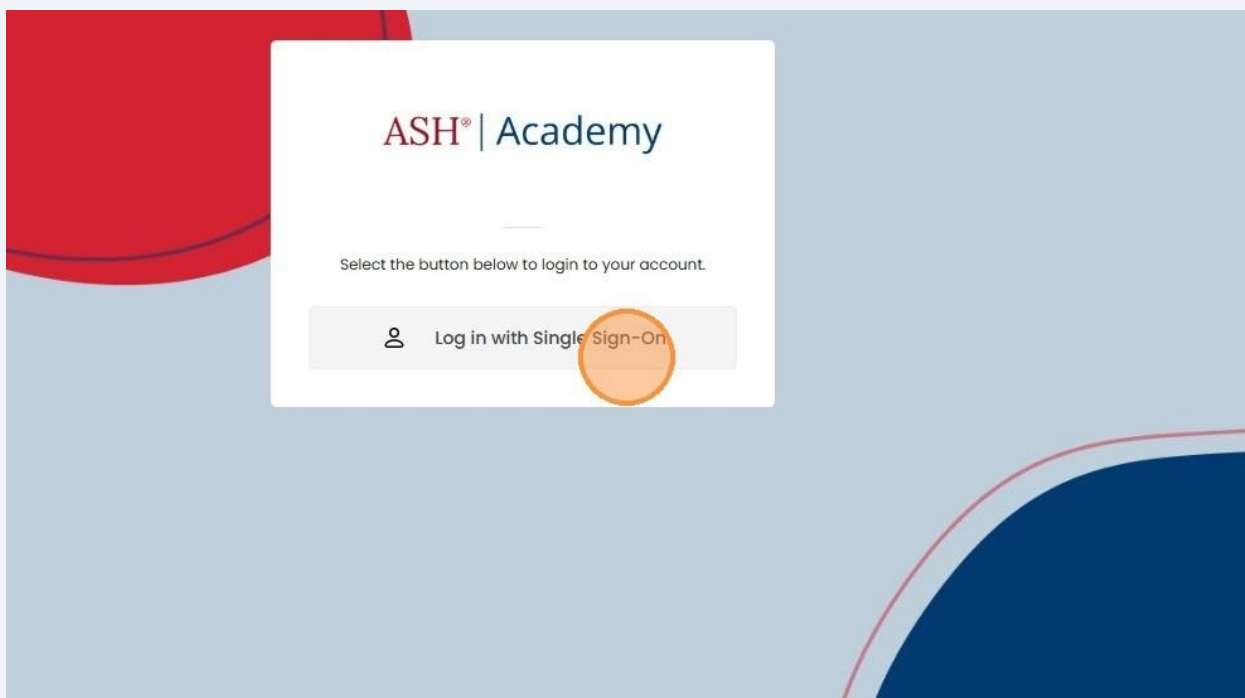


# Cómo solicitar su certificado de finalización

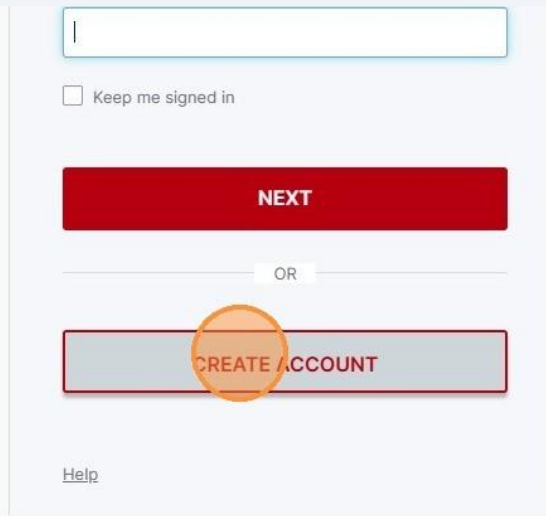
Siga esta guía para saber cómo completar las encuestas necesarias y descargar su certificado de finalización del evento 2026 Highlights of ASH in Latin America.

1

Visite ASH Academy <https://academy.hematology.org/login/index.php> y haga clic en "Iniciar sesión con SSO" (Log in with Single Sign-On)

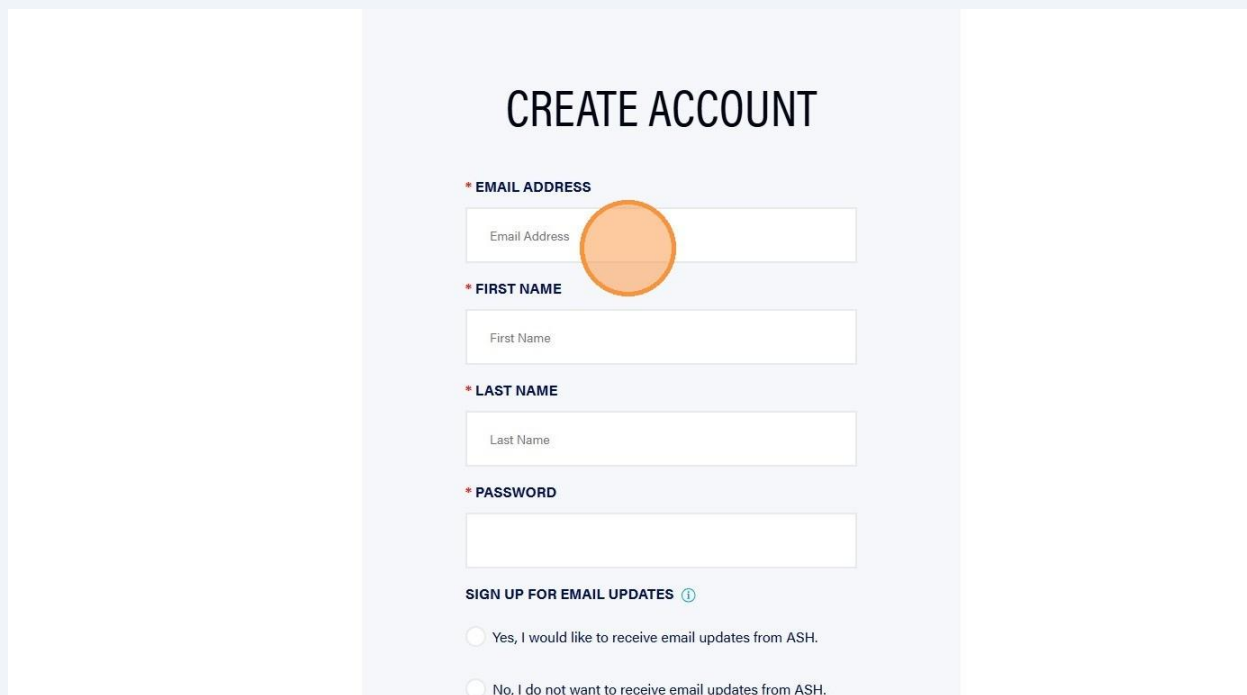


**2** Haga clic en «Crear cuenta» (**CREATE ACCOUNT**) si aún no tiene una cuenta de ASH.



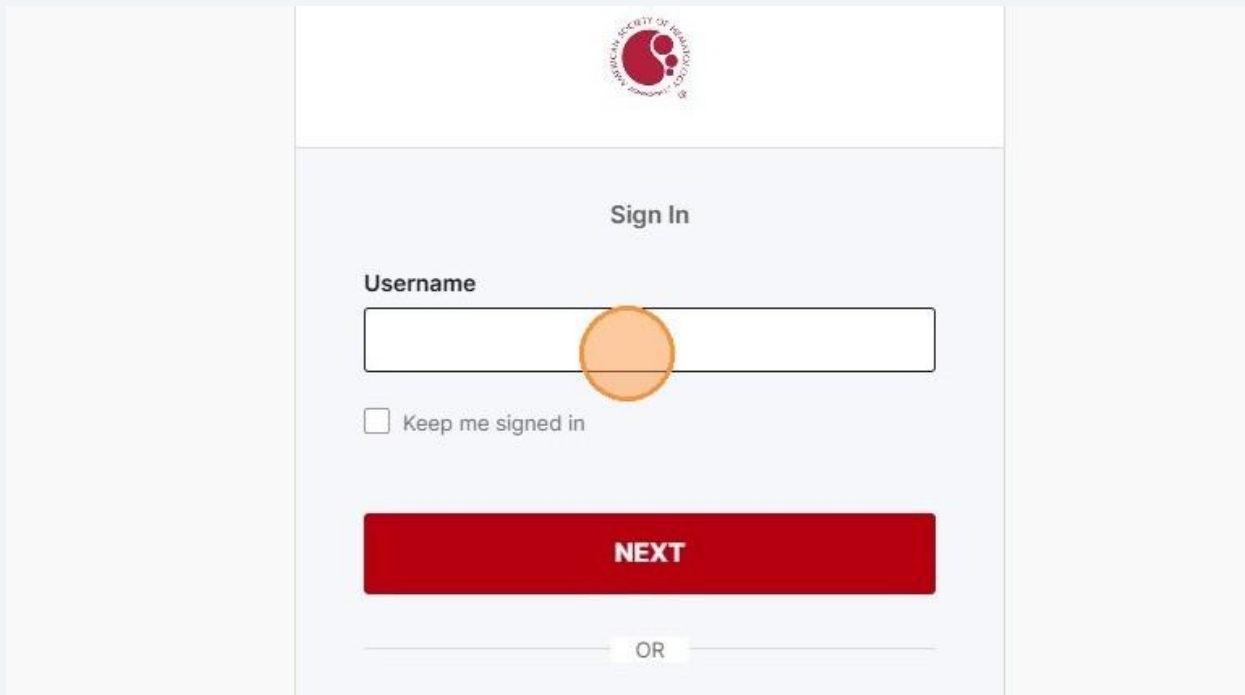
A screenshot of a login page. At the top, there is a text input field. Below it is a checkbox labeled "Keep me signed in". A red button with the text "NEXT" is positioned below the checkbox. A horizontal line with the word "OR" in the center is below the "NEXT" button. A grey button with the text "CREATE ACCOUNT" is highlighted with a large orange circle. At the bottom left of the form area, there is a "Help" link.

**3** Complete la creación de la cuenta. Una vez completada, podrá iniciar sesión.

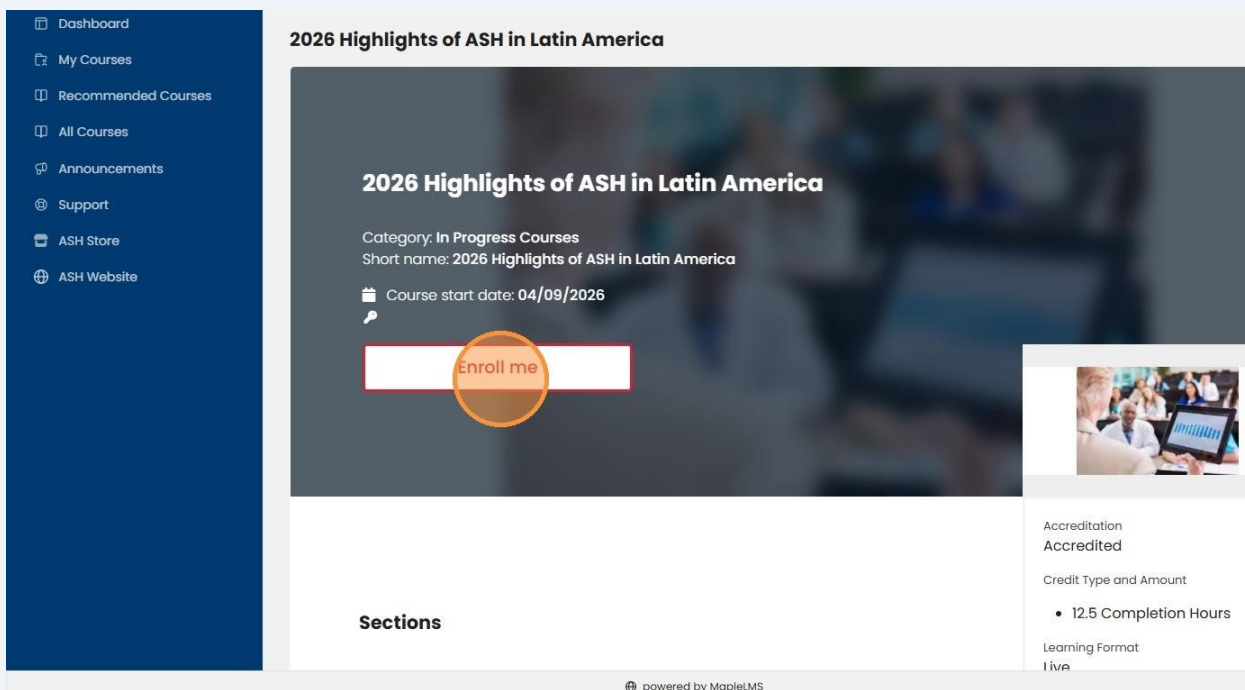


A screenshot of the "CREATE ACCOUNT" form. The title "CREATE ACCOUNT" is centered at the top. Below the title are four required fields, each with a red asterisk and a label: "EMAIL ADDRESS", "FIRST NAME", "LAST NAME", and "PASSWORD". The "EMAIL ADDRESS" field is highlighted with a large orange circle. Below these fields is a section titled "SIGN UP FOR EMAIL UPDATES" with a help icon. There are two radio button options: "Yes, I would like to receive email updates from ASH." and "No, I do not want to receive email updates from ASH."

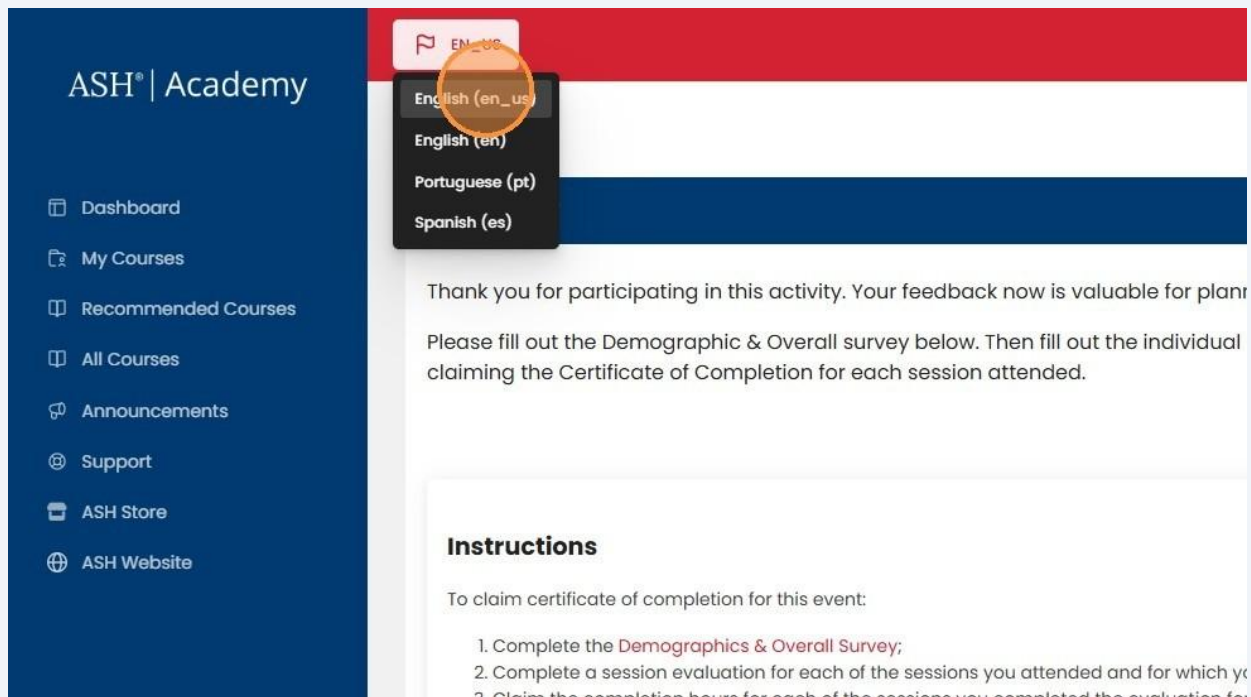
4 Si ya tiene una, inicie sesión en su cuenta.



5 Para empezar, haga clic en «Inscribirme». (Enroll me)



## 6 Seleccione su idioma. Puede elegir entre inglés, español o portugués.



The screenshot shows the ASH Academy website interface. On the left is a dark blue navigation sidebar with the following menu items: Dashboard, My Courses, Recommended Courses, All Courses, Announcements, Support, ASH Store, and ASH Website. The main content area has a red header bar with a language selection icon and a dropdown menu. The dropdown menu is open, showing four options: English (en\_us), English (en), Portuguese (pt), and Spanish (es). The 'English (en\_us)' option is highlighted with an orange circle. Below the header, there is a thank you message and a request to complete a survey. A section titled 'Instructions' contains a list of steps for claiming a certificate of completion.

ASH® | Academy

- Dashboard
- My Courses
- Recommended Courses
- All Courses
- Announcements
- Support
- ASH Store
- ASH Website

EN\_US

English (en\_us)

English (en)

Portuguese (pt)

Spanish (es)

Thank you for participating in this activity. Your feedback now is valuable for planning future activities.

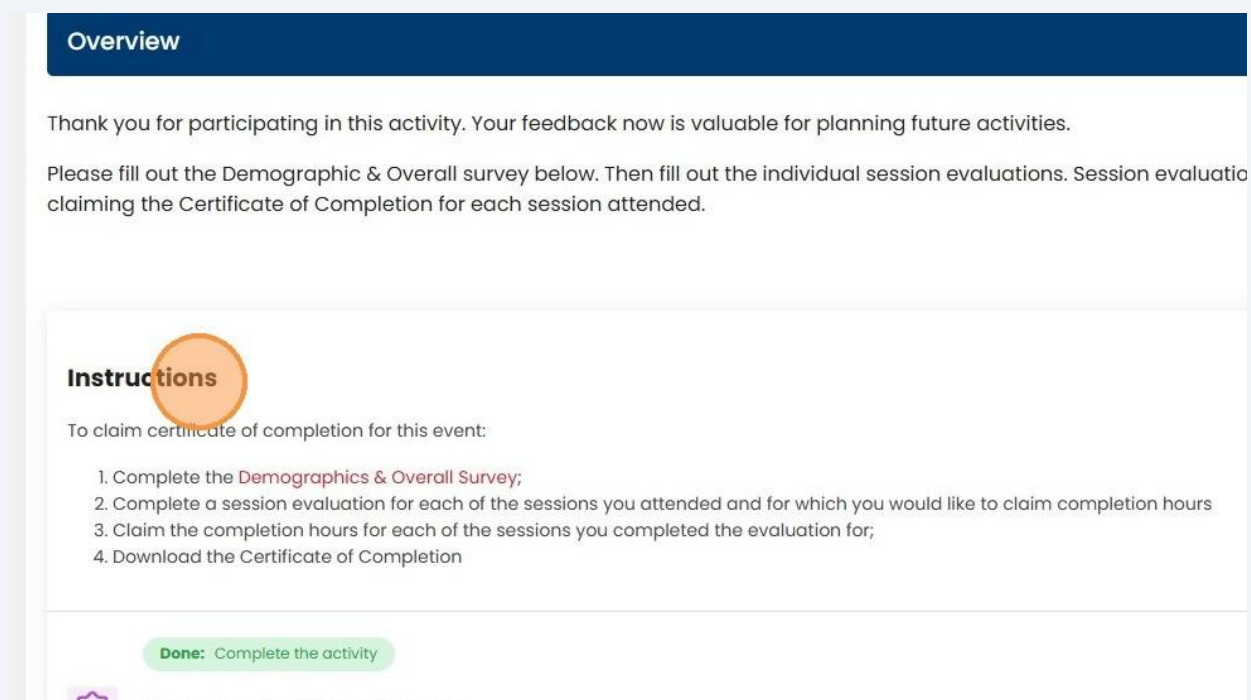
Please fill out the Demographic & Overall survey below. Then fill out the individual session evaluations. Session evaluations are required for claiming the Certificate of Completion for each session attended.

### Instructions

To claim certificate of completion for this event:

1. Complete the **Demographics & Overall Survey**;
2. Complete a session evaluation for each of the sessions you attended and for which you would like to claim completion hours
3. Claim the completion hours for each of the sessions you completed the evaluation for;

## 7 Consulte las instrucciones para solicitar su certificado de finalización.



The screenshot shows the 'Overview' section of the ASH Academy interface. It contains a thank you message and a request to complete a survey. A section titled 'Instructions' contains a list of steps for claiming a certificate of completion. The 'Instructions' section is highlighted with an orange circle. Below the instructions, there is a green button labeled 'Done: Complete the activity'.

### Overview

Thank you for participating in this activity. Your feedback now is valuable for planning future activities.

Please fill out the Demographic & Overall survey below. Then fill out the individual session evaluations. Session evaluations are required for claiming the Certificate of Completion for each session attended.

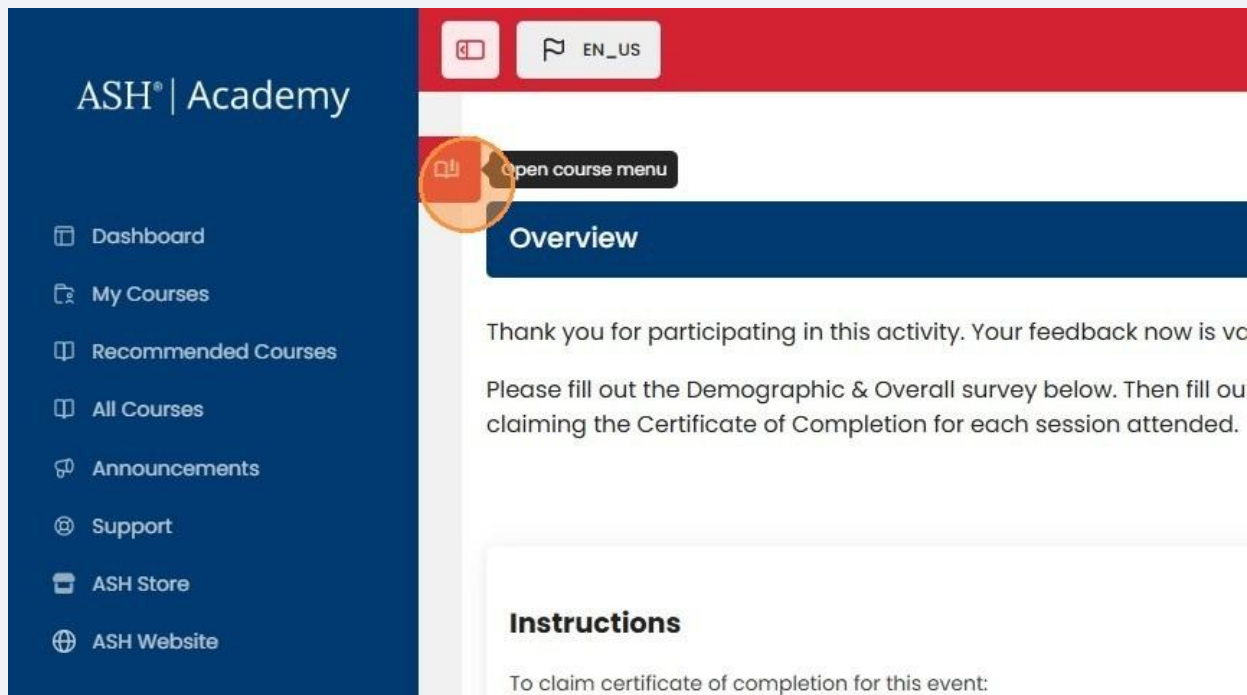
### Instructions

To claim certificate of completion for this event:

1. Complete the **Demographics & Overall Survey**;
2. Complete a session evaluation for each of the sessions you attended and for which you would like to claim completion hours
3. Claim the completion hours for each of the sessions you completed the evaluation for;
4. Download the Certificate of Completion

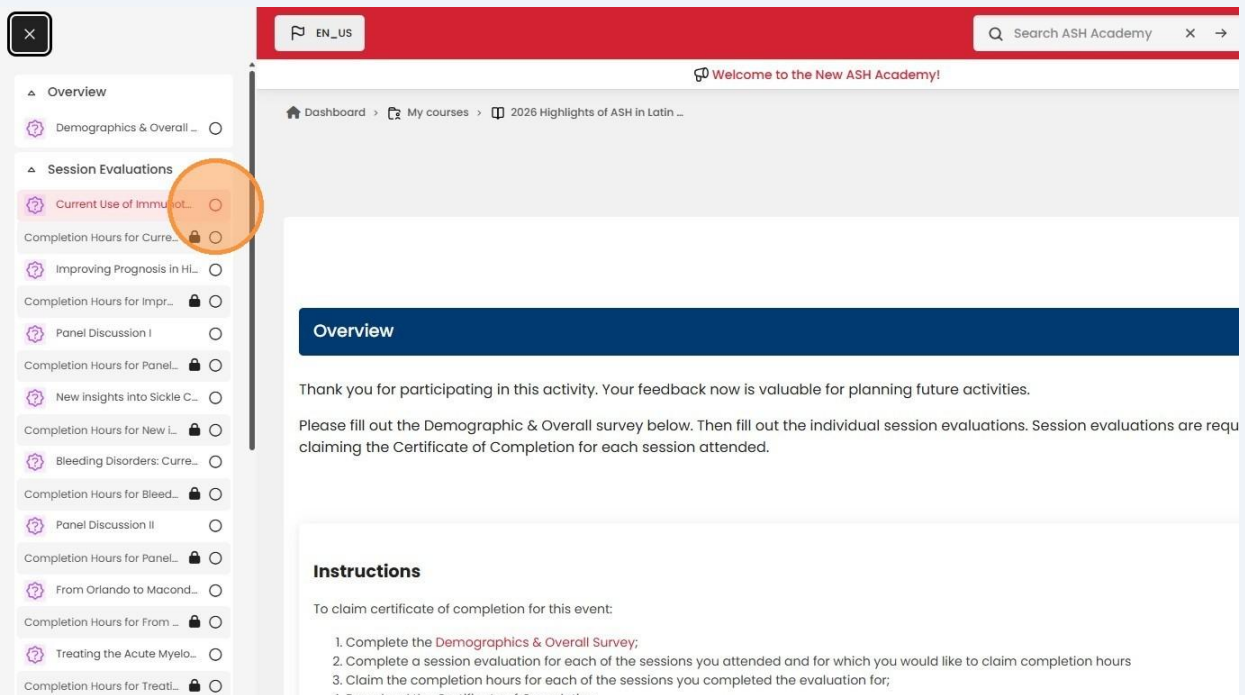
Done: Complete the activity

8 Haga clic en el icono del libro rojo para abrir el menú del curso.



The screenshot shows the ASH Academy interface. On the left is a dark blue sidebar menu with the following items: Dashboard, My Courses, Recommended Courses, All Courses, Announcements, Support, ASH Store, and ASH Website. The main content area has a red header with a language selector 'EN\_US' and a red book icon. Below the header, a tooltip points to the book icon with the text 'open course menu'. The main content area is titled 'Overview' and contains the following text: 'Thank you for participating in this activity. Your feedback now is valuable for planning future activities. Please fill out the Demographic & Overall survey below. Then fill out the individual session evaluations. Session evaluations are required for claiming the Certificate of Completion for each session attended.' Below this is an 'Instructions' section with the text: 'To claim certificate of completion for this event:'.

9 Haga un seguimiento de su progreso utilizando el menú del curso situado en la parte izquierda de la pantalla.



The screenshot shows the ASH Academy interface with a course progress menu open on the left. The menu is titled 'Overview' and lists several sessions with progress indicators (circles) and completion hours. The sessions listed are: 'Demographics & Overall Survey', 'Current Use of Immunotherapy', 'Improving Prognosis in Hematologic Malignancies', 'Panel Discussion I', 'New insights into Sickle Cell Disease', 'Bleeding Disorders: Current and Future', 'Panel Discussion II', 'From Orlando to Macondo', and 'Treating the Acute Myeloid Leukemia'. The 'Current Use of Immunotherapy' session is highlighted with an orange circle. The main content area is titled 'Overview' and contains the following text: 'Thank you for participating in this activity. Your feedback now is valuable for planning future activities. Please fill out the Demographic & Overall survey below. Then fill out the individual session evaluations. Session evaluations are required for claiming the Certificate of Completion for each session attended.' Below this is an 'Instructions' section with the text: 'To claim certificate of completion for this event:' followed by a numbered list: 1. Complete the Demographics & Overall Survey; 2. Complete a session evaluation for each of the sessions you attended and for which you would like to claim completion hours; 3. Claim the completion hours for each of the sessions you completed the evaluation for; 4. Download the Certificate of Completion.

10

Seleccione la sesión a la que asistió y, a continuación, haga clic en «Iniciar encuesta» (**Begin Survey**) para completarla.

Session Evaluations

- Current Use of Immunot... ○
- Completion Hours for Curre... 🔒 ○
- Improving Prognosis in Hi... ○
- Completion Hours for Impr... 🔒 ○
- Panel Discussion I ○
- Completion Hours for Panel... 🔒 ○
- New insights into Sickle C... ○
- Completion Hours for New I... 🔒 ○
- Bleeding Disorders: Curre... ○
- Completion Hours for Bleed... 🔒 ○
- Panel Discussion II ○
- Completion Hours for Panel... 🔒 ○
- From Orlando to Macond... ○
- Completion Hours for From ... 🔒 ○
- Treating the Acute Myelo... ○
- Completion Hours for Treati... 🔒 ○
- Panel Discussion III ○
- Completion Hours for Panel... 🔒 ○
- Tumor Board: Driving CA... ○

Questionnaire Begin Survey Time Spent Report

### Current Use of Immunotherapies for the Treatment of Multiple Myeloma in Latin A

To do: Complete the activity

Ruben Niesvizky, MD  
Weill Cornell Medicine, New York, NY

Eloisa Riva, MD, MEd  
Hospital de Clínicas  
Montevideo, Uruguay

Friday, May 1 - 9:00 AM - 9:45 AM

Begin Survey

← Previous activity Jump to... Next activity →

powered by MapleLMS

11

Una vez completada, haga clic en «Enviar cuestionario» (**Submit questionnaire**).

Submit questionnaire

<< Previous Page Jump to... Next activity →

powered by MapleLMS

12

Haga clic en «Continuar» (Continue) para pasar a la página siguiente y obtener su crédito por participación.

**Current Use of Immunotherapies for the Treatment of Multiple Myeloma in Latin A**

Done: Complete the activity

Ruben Niesvizky, MD  
Weill Cornell Medicine, New York, NY

Eloisa Riva, MD, MEd  
Hospital de Clínicas  
Montevideo, Uruguay

Friday, May 1 - 9:00 AM - 9:45 AM

**Thank you for completing this Questionnaire.**

Continue

← Previous activity      Jump to...      Ne

powered by MapleLMS

13

Haga clic en «Siguiete actividad» (Next activity) para obtener su crédito de participación.

ions

munot... ●

s for Cu... ○

osis in Hi... ○

npr... ○

I ○

anel... ○

Sickle C... ○

lew L... ○

rs: Curre... ○

leed... ○

II ○

anel... ○

Macond... ○

rom ... ○

e Myelo... ○

reati... ○

III ○

anel... ○

ving CA... ○

**1 \*** Did this session contain information that will influence how you care for patients and/or conduct research?  
○ Yes ○ No ● Not Applicable

**2 \*** If Yes, what practice/research changes do you intend to make?  
test

**3 \*** If No, why not?  
test

**4 \*** Please indicate how much you **agree or disagree** with the following statements about the speakers of this session

| Strongly Disagree | Disagree | Neutral | Agree | Strongly Agree |
|-------------------|----------|---------|-------|----------------|
| ○                 | ○        | ●       | ○     | ○              |
| ○                 | ○        | ●       | ○     | ○              |

The speaker(s) were knowledgeable on their subject matter  
The content of the session was relevant to my work

**5 \*** Other comments about this session or speaker(s)?  
test

Next: Completion Hours for Current Use of Immunotherapies for the Treatment of Multiple Myeloma in Latin America

← Previous activity      Jump to...      Next activity →

powered by MapleLMS

14 Haga clic en el botón para obtener su crédito por participación.

The screenshot shows a course completion interface. On the left is a sidebar with a list of 'Session Evaluations' including 'Current Use of Immunot...', 'Completion Hours for Cu...', 'Improving Prognosis in Hi...', 'Completion Hours for Impr...', 'Panel Discussion I', 'Completion Hours for Panel...', 'New insights into Sickle C.', 'Completion Hours for New I.', 'Bleeding Disorders: Curre...', 'Completion Hours for Bleed...', 'Panel Discussion II', 'Completion Hours for Panel...', 'From Orlando to Macond...', 'Completion Hours for From ...', 'Treating the Acute Myelo...', 'Completion Hours for Treati...', 'Panel Discussion III', 'Completion Hours for Panel...', and 'Tumor Board: Driving CA...'. The main content area is titled 'Completion Hours for Current Use of Immunotherapies for the Treatment of Multiple Myeloma in Latin America'. It features a 'To do: On credit claim' notification, a 'Credit Claim' section, and a 'Course Claim Totals' section. A slider is set to '0.5 Participation', and a red 'Claim' button is highlighted with an orange circle. Other buttons include 'Cancel', 'Previous activity', and 'Jump to...'. A footer indicates 'powered by MapleLMS'.

15 Haga clic en «Solicitar» (Claim) para obtener su crédito de participación.

This screenshot is similar to the previous one, showing the same course completion interface. The 'Course Claim Totals' section now shows a slider set to '0.75 Participation'. The 'Claim' button remains highlighted with an orange circle. The sidebar and main content area are identical to the previous screenshot.

16

Una vez que haya completado la encuesta de la sesión, aparecerá un globo verde junto a ella para indicar que ha sido completada.

The screenshot shows the 'Credit Activity Report' page in the ASH Academy system. On the left, a sidebar lists various session evaluations. One entry, 'Completion Hours for Current Use of Immunotherapy', is highlighted with a green circle, indicating it is completed. The main content area features a search and filter interface with fields for 'Select course', 'Start date', 'End date', and 'Credit type'. Below these are dropdown menus for 'Issue', 'Expired', and 'Auto Awarded'. A table below the filters displays the following data:

| S.NO | Name           | Email address            | Course                                  | Activity  |
|------|----------------|--------------------------|---|---|
| 1    | Red Hematology | education@hematology.org | 2026 Highlights Of ASH In Latin America | Completion Hours For Current Use Of Immunotherapy Multiple Myeloma In Latin America |

17

Debe completar la «Encuesta demográfica y general» antes de hacer clic en «Descargar certificado de finalización». (Download Certificate of Completion)

The screenshot displays the 'Panel Discussion VI' activity page. It shows the activity name, type ('Panel Discussion'), date and time ('Saturday, May 2 - 4:40 PM - 5:10 PM'), and credit value (0.5). Below this, a 'Completion Hours for Panel Discussion VI' section is shown as 'Not available unless: The activity Panel Discussion VI is marked complete'. A dark blue header 'Certificates and Credits' is present. Below it, a message states: 'Please complete the **Demographic & Overall Survey** and at least one of the **session evaluations** to claim the certificates listed below.' A 'Download Certificate of Completion' button is shown with a note: 'Not available unless: The activity **Demographics & Overall Survey** is marked complete'. A green circle highlights the 'Download Certificate of Completion' button.

18 Seleccione «Encuesta demográfica y general» (Demographics & Overall Survey) y haga clic en «Iniciar encuesta» (Begin Survey).

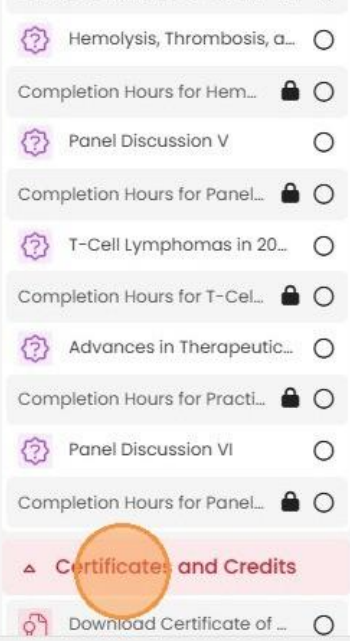
The screenshot shows a web interface for a course. On the left is a sidebar with a list of session evaluations, including 'Current Use of Immunot...', 'Completion Hours for Cu...', 'Improving Prognosis in Hi...', 'Panel Discussion I', 'New insights into Sickle C.', 'Bleeding Disorders: Curre...', 'Panel Discussion II', 'From Orlando to Macond...', 'Treating the Acute Myelo...', 'Panel Discussion III', and 'Tumor Board: Driving CA...'. The main content area is titled 'Demographics & Overall Survey' and has three tabs: 'Questionnaire', 'Begin Survey', and 'Time Spent Report'. The 'Begin Survey' tab is active. Below the title, there is a 'To do: Complete the activity' notification. A prominent orange circle highlights the 'Begin Survey' button. At the bottom right, there is a 'Jump to...' dropdown menu.

19 Una vez que haya completado la «Encuesta demográfica y general», ya puede solicitar su certificado de finalización.

The screenshot shows the same web interface as in step 18, but now the 'Your response' tab is active. The main content area displays 'Done: Complete the activity' in a green box. Below this, the text reads 'Thank you for completing this Questionnaire.' and a 'Continue' button is highlighted with an orange circle. The 'Jump to...' dropdown menu is still visible at the bottom right. At the very bottom of the page, it says 'powered by MapleLMS'.

20

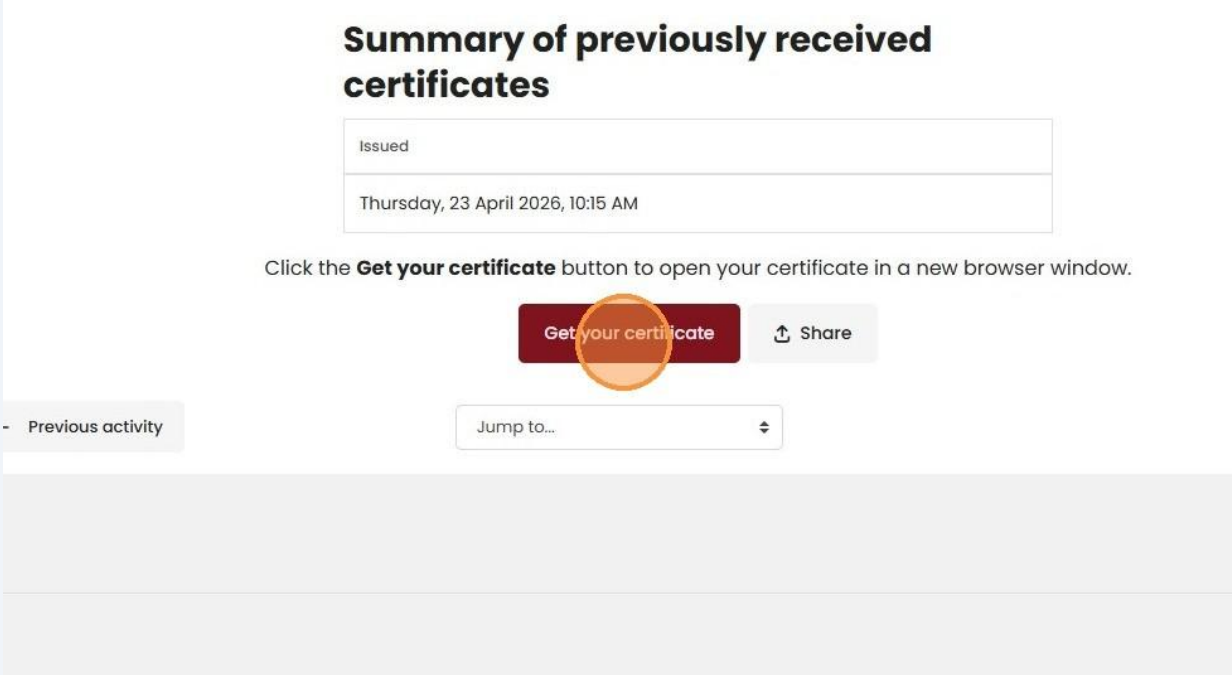
Haga clic en «Certificados y créditos» (**Certificate and Credits**) para descargar su certificado de finalización.



The screenshot shows a vertical navigation menu on the left side of a web interface. The menu items include: 'Hemolysis, Thrombosis, a...' with a question mark icon and a radio button; 'Completion Hours for Hem...' with a lock icon and a radio button; 'Panel Discussion V' with a question mark icon and a radio button; 'Completion Hours for Panel...' with a lock icon and a radio button; 'T-Cell Lymphomas in 20...' with a question mark icon and a radio button; 'Completion Hours for T-Cel...' with a lock icon and a radio button; 'Advances in Therapeutic...' with a question mark icon and a radio button; 'Completion Hours for Practi...' with a lock icon and a radio button; 'Panel Discussion VI' with a question mark icon and a radio button; 'Completion Hours for Panel...' with a lock icon and a radio button; 'Certificates and Credits' which is highlighted in red and has a red triangle icon to its left; and 'Download Certificate of ...' with a question mark icon and a radio button. An orange circle highlights the 'Certificates and Credits' item. To the right of the menu, a white box contains the text: 'You have already filled out this questionnaire for us. Thank you. Your response'. Below this text is a 'Jump to...' button. At the bottom right of the page, there is a logo for 'powered by MapleLMS'.

21

Asegúrese de completar todas las encuestas de la sesión antes de hacer clic en «Obtener su certificado» (**Get your certificate**). Si no completa todas las encuestas primero, su certificado no reflejará todas sus sesiones, aunque la vuelva a descargar más adelante.



The screenshot shows a page titled 'Summary of previously received certificates'. Below the title is a table with two rows: 'Issued' and 'Thursday, 23 April 2026, 10:15 AM'. Below the table, there is a text instruction: 'Click the **Get your certificate** button to open your certificate in a new browser window.' Below this instruction are two buttons: a red button labeled 'Get your certificate' and a grey button labeled 'Share'. An orange circle highlights the 'Get your certificate' button. At the bottom left, there is a 'Previous activity' tab. At the bottom center, there is a 'Jump to...' dropdown menu. The page has a light grey background.