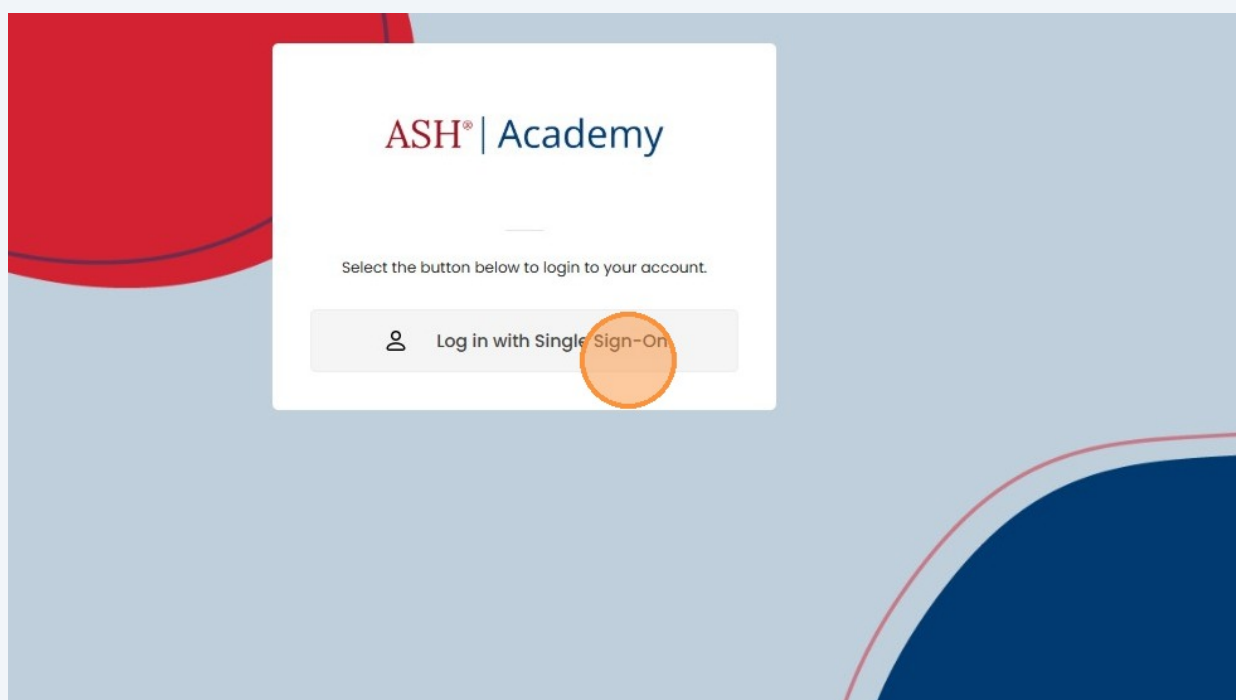


How to Claim Your Certificate of Completion

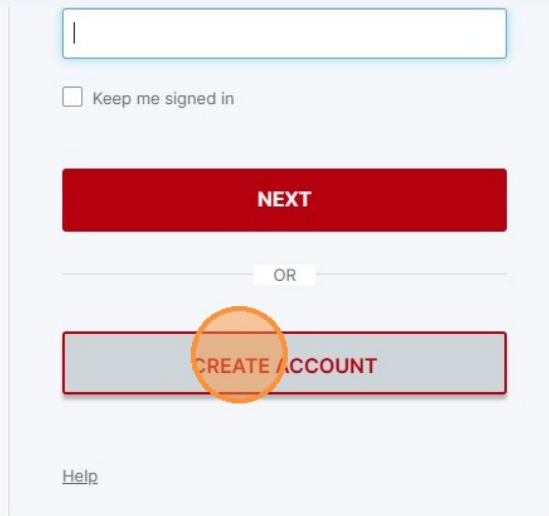
Follow this guide to learn how to complete necessary surveys and download your certificate of completion for the 2026 Highlights of ASH in Latin America.

1

Visit ASH Academy <https://academy.hematology.org/login/index.php> and click "Log in with Single Sign-On"

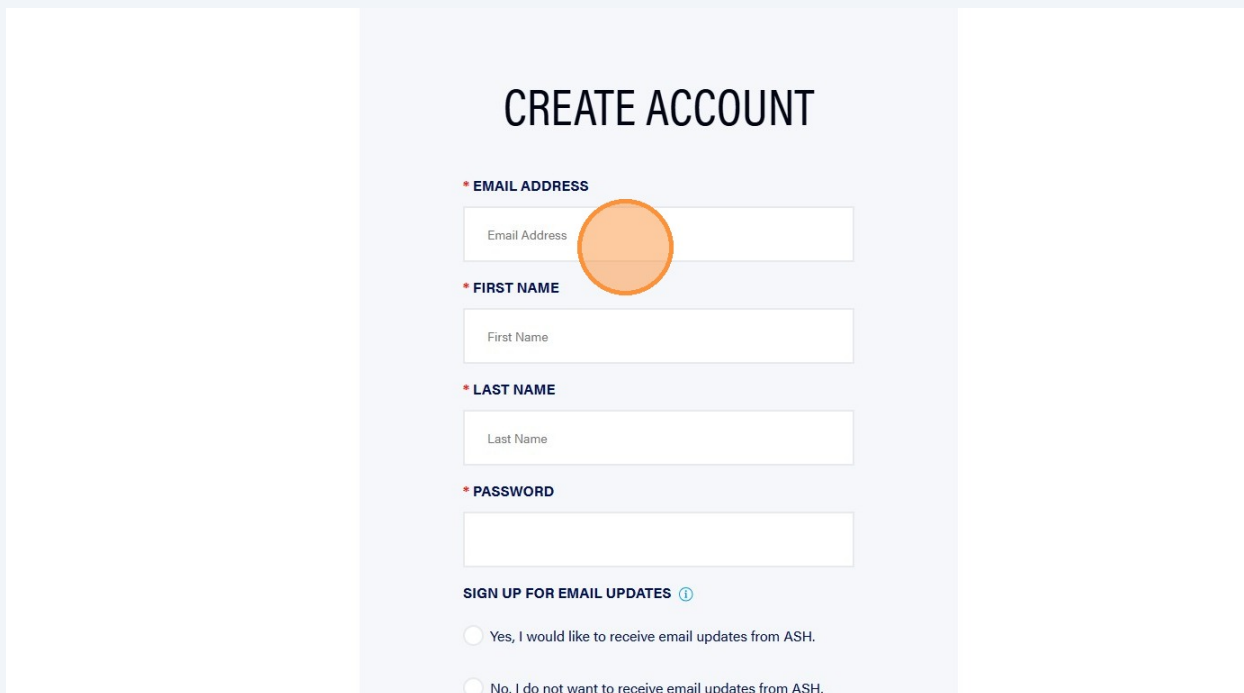


2 Click "Create Account" if you do not have an ASH account.



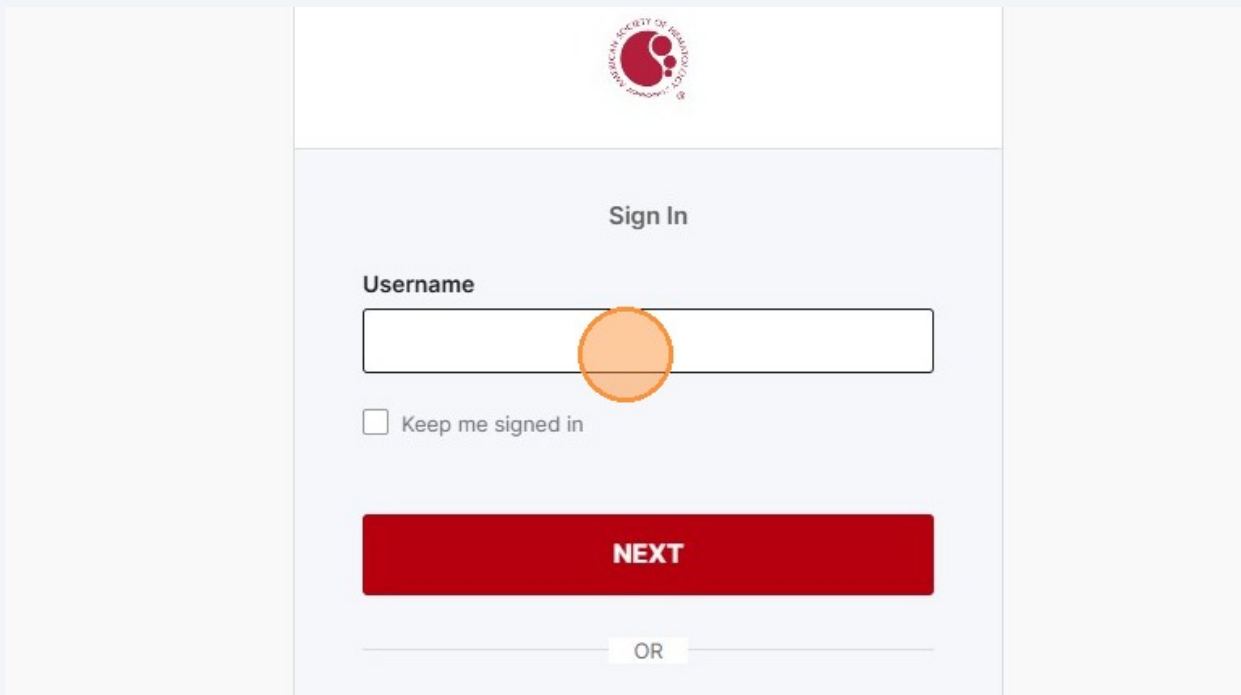
A screenshot of a login form. At the top is a text input field with a cursor. Below it is a checkbox labeled "Keep me signed in". A red button labeled "NEXT" is positioned below the checkbox. A horizontal line with the word "OR" in the center separates this from the "CREATE ACCOUNT" button, which is highlighted with an orange circle. A "Help" link is located at the bottom left of the form area.

3 Complete the "Create Account." Once completed, you will be signed in.



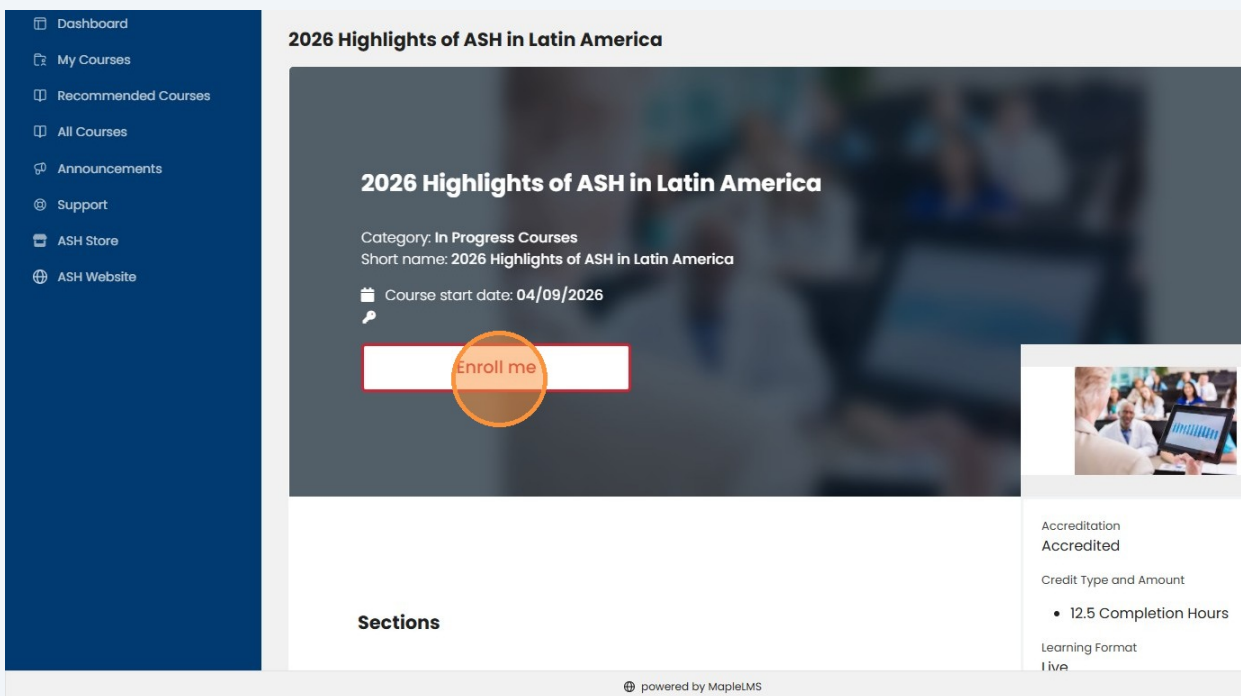
A screenshot of the "CREATE ACCOUNT" form. The title "CREATE ACCOUNT" is centered at the top. Below it are four required fields, each with a red asterisk: "EMAIL ADDRESS", "FIRST NAME", "LAST NAME", and "PASSWORD". The "EMAIL ADDRESS" field is highlighted with an orange circle. Below these fields is a section titled "SIGN UP FOR EMAIL UPDATES" with a help icon. Two radio buttons are provided: "Yes, I would like to receive email updates from ASH." and "No, I do not want to receive email updates from ASH."

4 If you have an existing account, log in to your account.



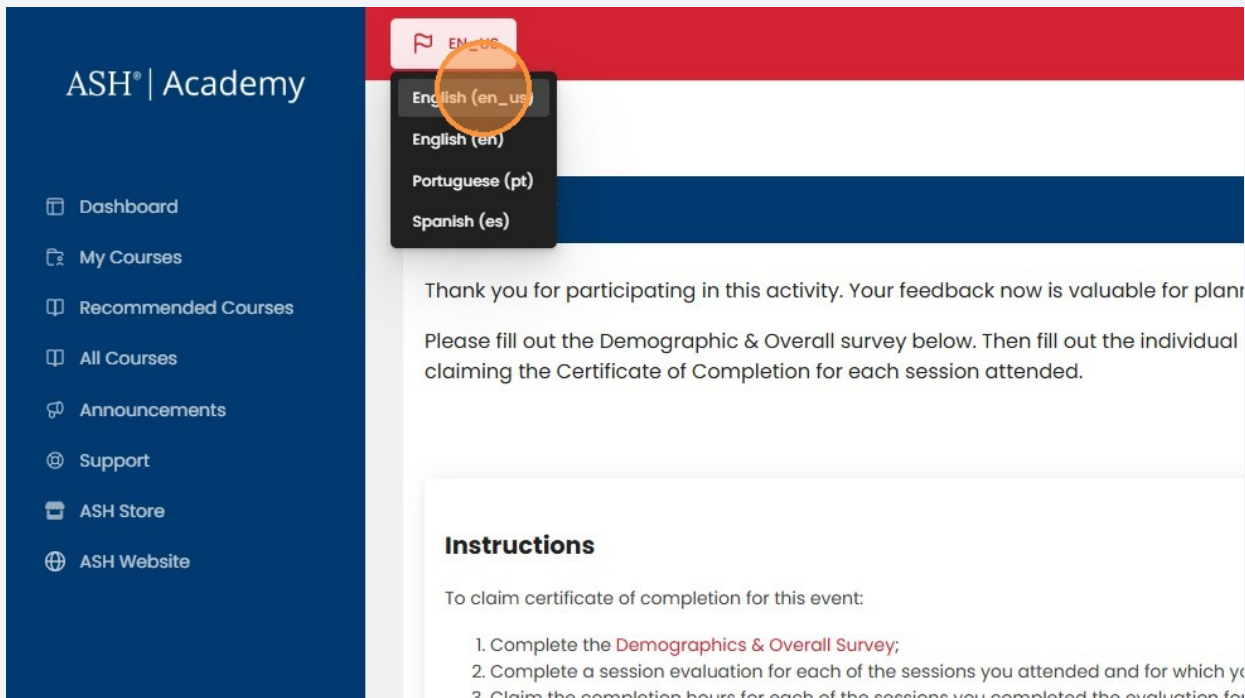
The image shows a sign-in page for the American Society of Health Executives. At the top center is the organization's logo. Below it, the text "Sign In" is centered. Underneath, there is a "Username" label followed by a text input field. An orange circle highlights the input field. Below the input field is a checkbox labeled "Keep me signed in". At the bottom of the form is a large red button with the text "NEXT" in white. Below the button is a horizontal line with the text "OR" centered underneath it.

5 To start, click "Enroll me."

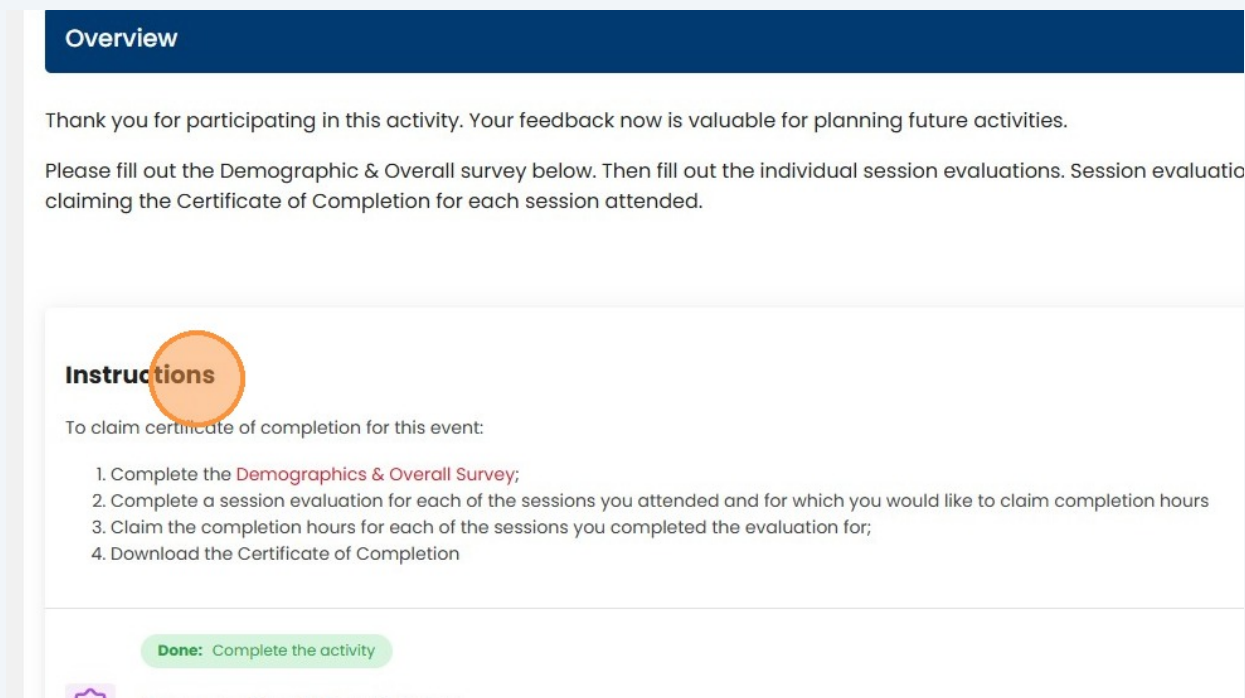


The image shows a course page for "2026 Highlights of ASH in Latin America". On the left is a dark blue sidebar with navigation links: Dashboard, My Courses, Recommended Courses, All Courses, Announcements, Support, ASH Store, and ASH Website. The main content area has a header "2026 Highlights of ASH in Latin America" and a large image of a group of people. Below the image, the course title "2026 Highlights of ASH in Latin America" is repeated. Underneath, it lists the category "In Progress Courses", short name "2026 Highlights of ASH in Latin America", and course start date "04/09/2026". A red button with the text "Enroll me" is highlighted with an orange circle. Below the main content area is a "Sections" section. On the right side, there is a sidebar with details: "Accreditation Accredited", "Credit Type and Amount" (12.5 Completion Hours), and "Learning Format Live". At the bottom center, it says "powered by MapleLMS".

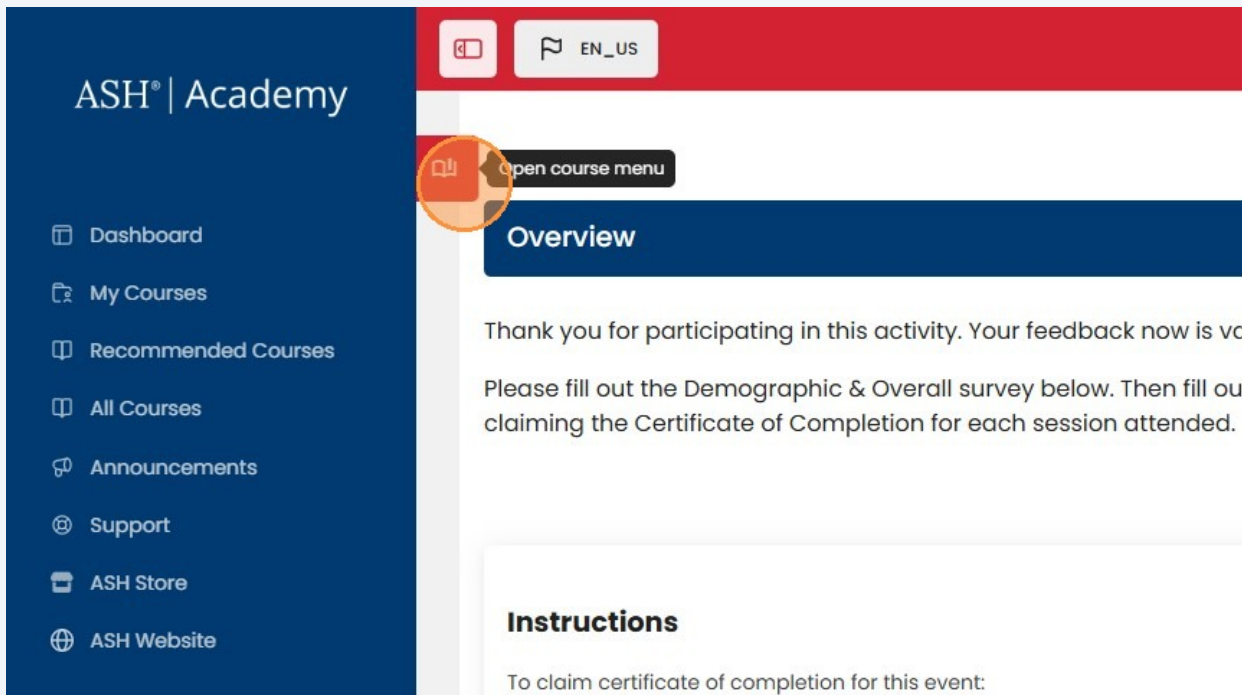
6 Choose your language. You may select English, Spanish, or Portuguese.



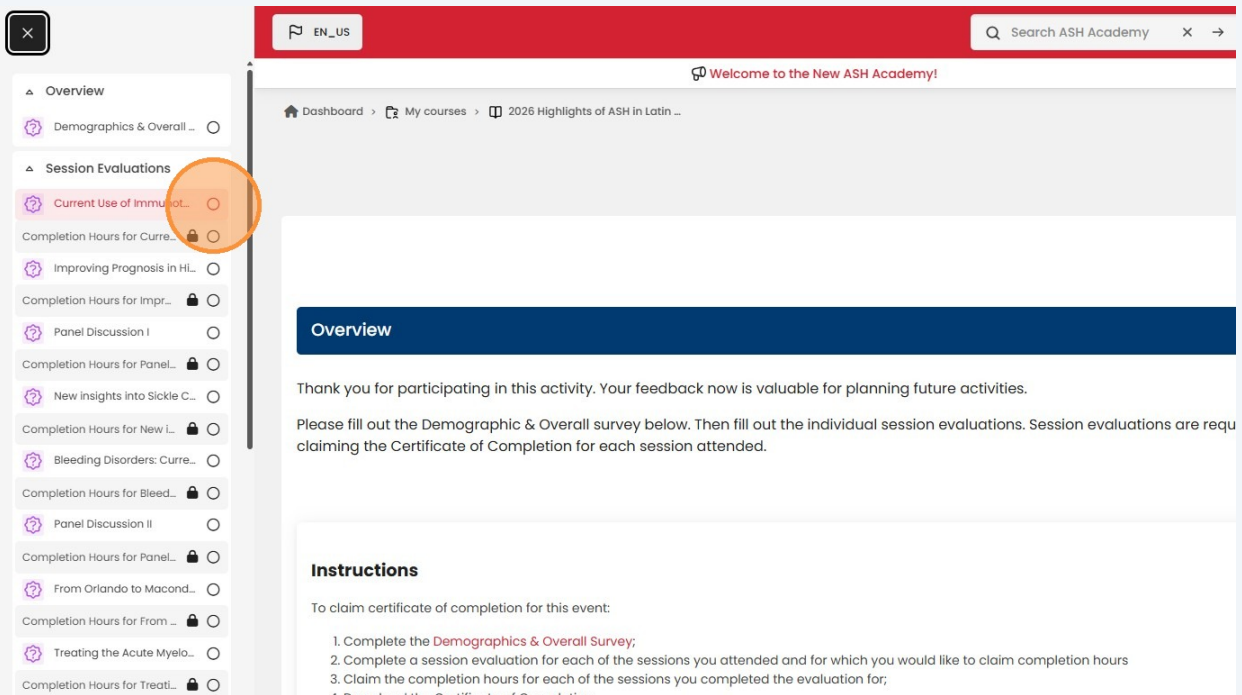
7 Review the instructions on how to claim your certificate of completion.



8 Click the red book icon to open the course menu.



9 Track your progress using the course menu on the left side of the screen.



10 Select the session you attended, then click “Begin Survey” to complete it.

The screenshot shows a user interface for session evaluations. On the left, a sidebar lists various sessions with completion status indicators. The main content area displays details for a session titled "Current Use of Immunotherapies for the Treatment of Multiple Myeloma in Latin A". The session is presented by Ruben Niesvizky, MD (Weill Cornell Medicine, New York, NY) and Eloisa Riva, MD, MEd (Hospital de Clinicas, Montevideo, Uruguay). The session date is Friday, May 1 - 9:00 AM - 9:45 AM. A "Begin Survey" button is prominently displayed and circled in orange. Other navigation options include "Previous activity" and "Jump to...". The footer indicates the system is powered by MapleLMS.

11 Once completed, click “Submit questionnaire.”

This screenshot shows the bottom portion of the questionnaire interface. The "Submit questionnaire" button is highlighted with an orange circle. Other navigation options include "Previous Page", "Next activity", and "Jump to...". The footer indicates the system is powered by MapleLMS and includes accessibility icons.

12 Click "Continue" to move to the next page and claim your participation credit.

Current Use of Immunotherapies for the Treatment of Multiple Myeloma in Latin A

Done: Complete the activity

Ruben Niesvizky, MD
Weill Cornell Medicine, New York, NY

Eloisa Riva, MD, MEd
Hospital de Clinicas
Montevideo, Uruguay

Friday, May 1 - 9:00 AM - 9:45 AM

Thank you for completing this Questionnaire.

Continue

← Previous activity Jump to... Ne

powered by MapleLMS

13 Click "Next activity" to claim your participation credit.

ions

immunot... ●

s for Cu... ○

osis in HI... ○

mp... ○

I... ○

aneL... ○

Sickle C... ○

lew L... ○

rs: Curre... ○

leed... ○

II... ○

aneL... ○

Macond... ○

rom... ○

e Myelo... ○

reati... ○

III... ○

aneL... ○

ving CA... ○

1 * Did this session contain information that will influence how you care for patients and/or conduct research?
 Yes No Not Applicable

2 * If Yes, what practice/research changes do you intend to make?
test

3 * If No, why not?
test

4 * Please indicate how much you **agree or disagree** with the following statements about the speakers of this session

| | Strongly Disagree | Disagree | Neutral | Agree | Strongly Agree |
|---|-----------------------|-----------------------|----------------------------------|-----------------------|-----------------------|
| The speaker(s) were knowledgeable on their subject matter | <input type="radio"/> | <input type="radio"/> | <input checked="" type="radio"/> | <input type="radio"/> | <input type="radio"/> |
| The content of the session was relevant to my work | <input type="radio"/> | <input type="radio"/> | <input checked="" type="radio"/> | <input type="radio"/> | <input type="radio"/> |

5 * Other comments about this session or speaker(s)?
test

Next: Completion Hours for Current Use of Immunotherapies for the Treatment of Multiple Myeloma in Latin America

← Previous activity Jump to... Next activity →

powered by MapleLMS

14 Click the toggle for your participation credit.

The screenshot shows a course completion page for "Completion Hours for Current Use of Immunotherapies for the Treatment of Multiple Myeloma in Latin America". On the left is a sidebar menu titled "Session Evaluations" with various items, some with lock icons. The main content area has a "To do: On credit claim" notification. Below the course title is a "Credit Claim" section. Under "Course Claim Totals", there is a toggle switch currently set to "0.5 Participation". A red "Claim" button and a grey "Cancel" button are positioned below the toggle. At the bottom, there are navigation links for "Previous activity" and "Jump to..." and a footer that says "powered by MapleLMS".

15 Click "Claim" to receive your participation credit.

This screenshot is identical to the one above, but the toggle switch is now set to "0.75 Participation". The red "Claim" button is circled in orange, indicating it is the element to be clicked. The "Cancel" button remains grey. All other elements, including the sidebar, notifications, and footer, are the same as in the previous screenshot.

16

Once you complete your session survey, a green bubble will appear next to it to indicate that it has been finished.

EN_US Search ASH Academy

Welcome to the New ASH Academy!

Dashboard > 2026 Highlights of ASH in Latin America > Completion Hours for Current Use of Immunotherapy > Credit Activity Report

Credit Activity Report

Select course: 2026 Highlights of ASH in Latin America Start date: mm/dd/yyyy End date: mm/dd/yyyy Credit type: Select Credit Type

Issue: Choose Expired: Choose Auto Awarded: Choose

Search ASH Academy Reset Filter Export

| S.NO | Name | Email address | Course | Activity |
|------|----------------|--------------------------|---|---|
| 1 | Red Hematology | education@hematology.org | 2026 Highlights Of ASH In Latin America | Completion Hours For Current Use Of Immunotherapy Multiple Myeloma In Latin America |

17

You must complete the "Demographics & Overall Survey" survey before you can click "Download Certificate of Completion."

Panel Discussion VI

Panel Discussion Saturday, May 2 - 4:40 PM - 5:10 PM 0.5

Completion Hours for Panel Discussion VI

Not available unless: The activity Panel Discussion VI is marked complete

Certificates and Credits

Please complete the **Demographic & Overall Survey** and at least one of the **session evaluations** to claim the certificates listed below.

Download Certificate of Completion

Not available unless: The activity Demographics & Overall Survey is marked complete

powered by MapleLMS

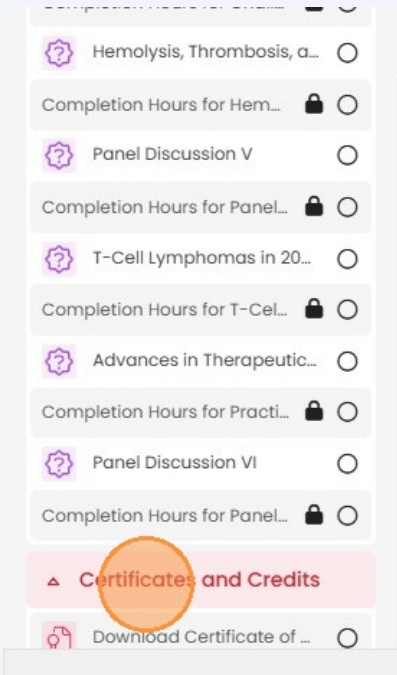
18 Select "Demographics & Overall Survey" and click "Begin Survey."

The screenshot shows a navigation menu on the left with 'Demographics & Overall Survey' selected. The main content area has tabs for 'Questionnaire', 'Begin Survey', and 'Time Spent Report'. The 'Begin Survey' tab is active, displaying a purple question mark icon and the title 'Demographics & Overall Survey'. A pink 'To do: Complete the activity' notification is at the top. A red 'Begin Survey' button is highlighted with an orange circle. Below it is a 'Jump to...' dropdown menu.

19 Once you have completed the "Demographics & Overall Survey" you can now go to claim your Certificate of Completion.

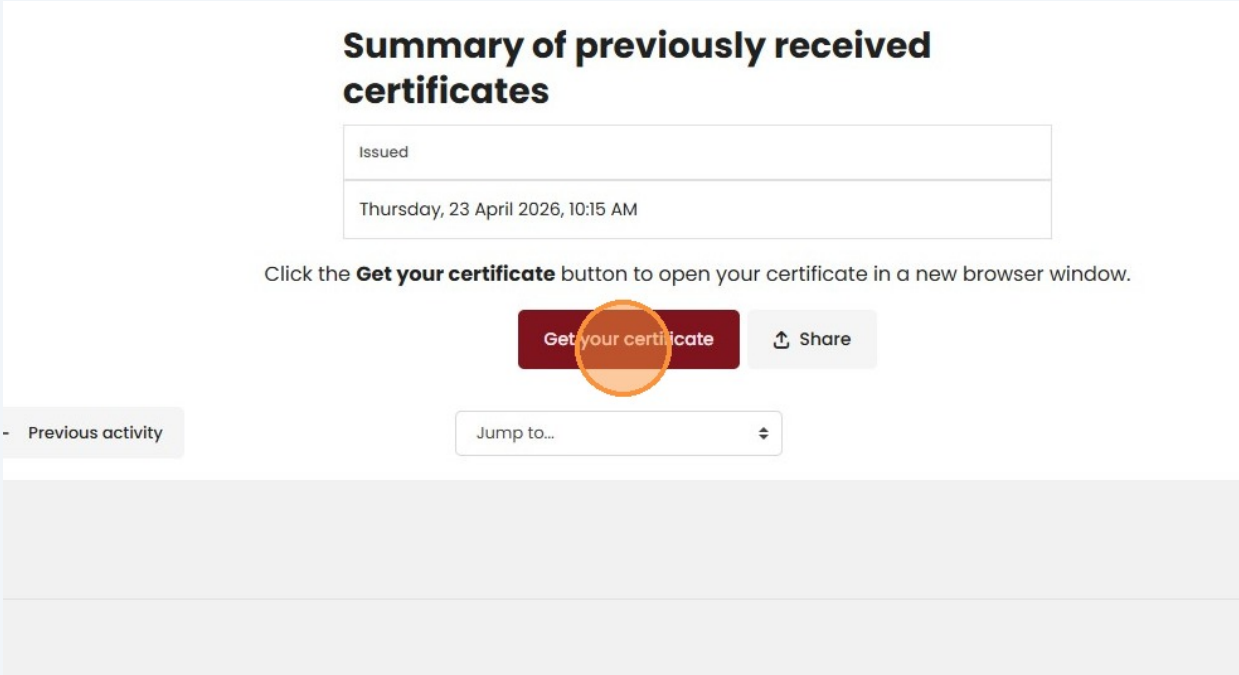
The screenshot shows the same navigation menu. The main content area has tabs for 'Questionnaire', 'Your response', and 'Time Spent Report'. The 'Your response' tab is active, displaying a purple question mark icon and the title 'Demographics & Overall Survey'. A green 'Done: Complete the activity' notification is at the top. The text 'Thank you for completing this Questionnaire.' is displayed, with a grey 'Continue' button highlighted by an orange circle. A 'Jump to...' dropdown menu is also visible.

20 Click "Certificates and Credits" to download your Certificate of Completion.



The screenshot shows a vertical navigation menu on the left side of a web interface. The menu items include: 'Hemolysis, Thrombosis, a...', 'Completion Hours for Hem...', 'Panel Discussion V', 'Completion Hours for Panel...', 'T-Cell Lymphomas in 20...', 'Completion Hours for T-Cel...', 'Advances in Therapeutic...', 'Completion Hours for Practi...', 'Panel Discussion VI', 'Completion Hours for Panel...', 'Certificates and Credits' (highlighted with an orange circle), and 'Download Certificate of ...'. To the right of the menu, a white box contains the text: 'You have already filled out this questionnaire for us. Thank you. Your response'. Below this text is a 'Jump to...' dropdown menu. At the bottom right of the page, there is a logo and the text 'powered by MapleLMS'.

21 Make sure you finish all session surveys before you click "Get Your Certificate." If you do not finish every survey first, your certificate will not show all of your sessions, even if you download it again later.



The screenshot displays a page titled 'Summary of previously received certificates'. Below the title is a table with two rows: 'Issued' and 'Thursday, 23 April 2026, 10:15 AM'. Below the table, there is a text instruction: 'Click the **Get your certificate** button to open your certificate in a new browser window.' Below this instruction are two buttons: 'Get your certificate' (highlighted with an orange circle) and 'Share'. At the bottom left, there is a 'Previous activity' tab. At the bottom center, there is a 'Jump to...' dropdown menu.